


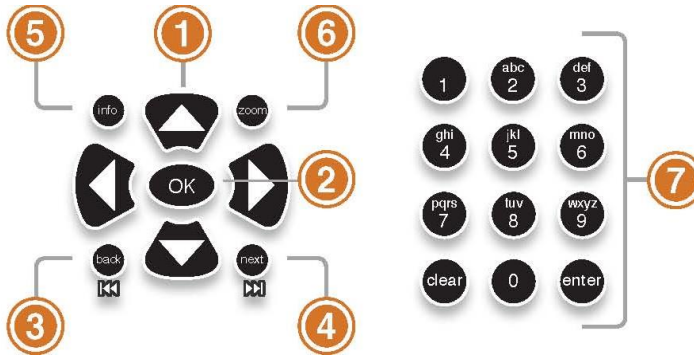
# ARRIS Whole Home Solution Tips and Tricks

## Remote control

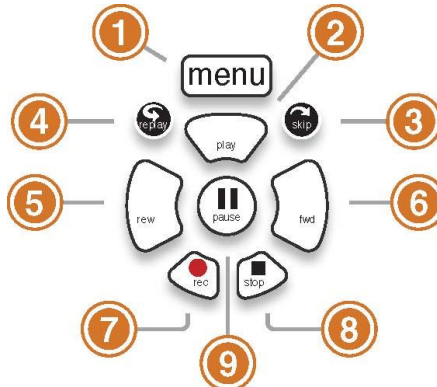
1. DVR – Jump to Recorded TV category.
2. VOD – Jump to Video On Demand category.
3. GRID – Launch the traditional Grid Guide view of TV programming.
4. LIVE TV – Exits what you are doing and goes jumps to full screen live TV



1. ARROWS – Navigate channels, menus and screens (hold down for turbo speed). Left arrow exists most menus
2. OK - Selects and activates the chosen item.
3. BACK – Jump back 15 mins, shows previous note, jump 30 mins in the Moxi Guide, goes to previous photo
4. NEXT Jump forward 15 mins, shows next note, jump 30 mins ahead in time in Moxi Guide, goes to next photo
5. INFO - Brings up an action menu of options related to the item in focus.
6. ZOOM – Toggle between open Moxi Menu and full-screen TV viewing.
7. NUMBER KEYS - Entering numbers will take you directly to the corresponding channel. The CLEAR will back you out of any menu you are in. CLEAR will also delete any recordings



1. MENU - From wherever you are, MENU returns you one step at a time toward the top level of the main menu.
2. PLAY - Begins playing the TV show or media file in focus. Also allows you to view the show at the point of fast-forwarding or rewinding.
3. SKIP - Skips forward in your program the number of seconds that you predefine in settings.
4. REPLAY - Rewinds the program seven seconds
5. REWIND - Press up to three times (for three speeds) to rewind the show.
6. FAST-FORWARD - Press up to three times (for three speeds) to fast-forward.
7. RECORD - Press RECORD while watching a show or with a show in focus to record.
8. STOP - Exits out of a recorded show or stops a recording in progress if you're watching that show full screen.
9. PAUSE - Pauses the show you are watching.



## Did you know that?

- Pressing the **record** button twice will immediately schedule the recording based on your recording preferences
- Pressing the Clear key will allow you to immediately delete old recordings.
- Pressing the Channel Up / Down key, you can page up/down through the Guide Listings
- Pressing play on a TV card you can immediately play the TV show
- You can pause a recorded TV show or VOD show and resume playback in a different room.